

DIGITIZER

CR 10-X



THE AFFORDABLE, COMPACT CR 10-X DIGITIZER IS DESIGNED AS AN IDEAL SOLUTION FOR SMALL PRACTICES, OFFERING A COST-EFFECTIVE ENTRY INTO DIGITAL RADIOGRAPHY WITHOUT COMPROMISING ON IMAGE QUALITY.

- Affordable computed radiography solution that makes no compromises on image quality
- Convenient and fast workflow
- Robust yet easy to install and maintain
- Fits in small spaces and is suited for mobile applications
- Networking capabilities deliver seamless integration

Affordable computed radiography solution that makes no compromises on image quality

The tabletop CR 10-X digitizer is based on proven Agfa HealthCare technology, with a modular yet robust design offering affordability without compromising on image quality.

Versatile, this computed radiography (CR) digitizer can handle a broad range of digital radiography applications.

The total cost of ownership remains low, thanks to its ease of installation, maintenance and use, making it an affordable way to move from analog to digital. With the CR 10-X, small hospitals and private practices can take advantage of the convenient and fast workflow offered by digital radiography.

Convenient and fast workflow

The CR 10-X works in conjunction with NX, Agfa HealthCare's image identification and quality control tool, for a highly efficient and optimized radiology workflow. It comes with Agfa HealthCare's gold-standard MUSICA software, which automatically handles all calibration and image processing, independently of body part and dose, optimizing the final image quality without the need for any human intervention or special training. The CR 10-X reads imaging plates at the high resolution of 10 pixels/mm (100 μ m pixel pitch). The dedicated cassettes are inserted horizontally, which prevents dust and dirt from being introduced during normal operation.

High image quality

The CR 10-X makes no compromises in image quality: it reads imaging plates at the high resolution of 10 pixels/mm. Agfa HealthCare's intelligent MUSICA image processing automatically optimizes image quality.

Robust yet easy to install and maintain

Installing the CR 10-X is fast and easy. Special LED technology in the erasure unit means low power consumption. With its 'one screwdriver' concept and modular, component-based design, maintenance is faster, easier and more cost-effective, as well. Consequently, set up costs are lower and installation simpler. Horizontal cassette insertion prevents dust and dirt from being introduced during normal operation.





Fits in small spaces and is suited for mobile applications

With its table-top size, the CR 10-X digitizer can be placed easily at any location, no matter how small, and was designed with ease of use in mind. The CR 10-X can also be fitted into cars, vans, trucks and other mobile facilities, for mobile applications. Due to the low power consumption, connection to battery can be easily realized.

Networking capabilities deliver seamless integration

The CR 10-X is fully DICOM-compliant, to easily integrate with other solution elements; we recommend combining it with Agfa HealthCare's SE software suite for a complete softcopy solution, or with the DRYSTAR 5302 imager for a hardcopy solution.

CASSETTE SIZES

	Cassette Sizes	Plate Sizes	Spatial Resolution
CR MD1.0 GENERAL 	35 x 43 cm (14 x 17 inch)	35 x 43 cm	10 pixels/mm (including for Full Leg / Full Spine)
CR MD1.0 GENERAL  (with cassette adapter)	24 x 30 cm	24 x 30 cm	10 pixels/mm
CR MD1.0F GENERAL	35 x 43 cm (14 x 17 inch)	15 x 30 cm	10 pixels/mm
CR DD1.0 VET (*)	35 x 43 cm (14 x 17 inch)	s0, s1, s2, s3, s4, equine1 (63 x 180 mm), equine2 (63 x 210 mm), equine3 (90 x 220 mm)	10 pixels/mm

(*) for veterinary use only

Bar code

In order to guarantee highest image quality, each image plate contains a bar code which contains all plate specific data.

technical

SPECIFICATIONS

GENERAL

Digitizer type

- Single cassette feed
- Throughput: Up to 44 plates/hour (depending on size)

Display

- LED Status Indicator
- Status and error messages on external PC monitor

Greyscale resolution

- Data acquisition: 20 bits/pixel
- Output to processor: 16 bits/pixel square root compressed

Dimensions and weight

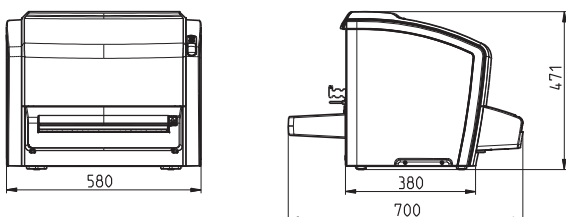
- W x D x H: 580 x 700 x 471 mm
- Depth without cassette unit and extension: 380 mm
- Weight: 29 kg

Power

- Autoranging external power supply (24 V output)
- Input:
 - 100 V - 240 V
 - < 2 A
 - 50/60 Hz
 - Fuse: Europe max 16 A; USA max 15 A

Minimum requirements

- CR MD1.0 GENERAL PLATE
- CR MD1.0 GENERAL CASSETTE
- CR MD1.0 CASSETTE ADAPTER 24 X 30
- CR MD1.0F GENERAL PLATE
- CR MD1.0F GENERAL CASSETTE
- CR DD1.0 VET PLATES
- CR DD1.0 VET CASSETTE
- NX



Environmental conditions

- In line with: IEC 721-3-3 (1997): class 3K2, with the following extension:
 - Temperature: 15 - 35° C

Environmental effects

- Noise level: max. 65 dB (A)
- Heat dissipation: standby 30 W, max. 108 W

Mobile use

- In line with IEC721-3-3 (1997): 3K2 with the following restrictions:
 - Temperature: +15° C to +35° C
 - Humidity: 15 - 75 % RH (non-condensing)
 - During transport with mobile kit: in line with IEC721-3-5: 5K1 and 5M3

Transport

- In line with: IEC 721-3-2 (1997): class 2K2, with the following restrictions: -25 to +55° C (-4 to 131° F)

Storage

- Packed device shall withstand the following mechanical conditions: IEC 721-3-1: class 1M2 and IEC 721-3-2(1993): class 2M3; including sea transport.
- In line with IEC721-3-1: class 1K4

SAFETY

Approvals

- CE, cNRTLus

SAFETY

General

The product has been designed in accordance with the MEDDEV Guidelines relating to the application of Medical Devices and has been tested as a part of the conformity assessment procedures required by 93/42/EEC Medical Device Directive (European Council Directive) 93/42/EEC on Medical Devices).

- ISO 13485:2003
- IEC 62366:2007

- IEC 62304:2006
- ISO 14971:2007

SAFETY

- IEC 60601-1:2005
- UL 60601-1:2003
- CAN/CSA C22.2 No 601.1-M90

LASER SAFETY

- IEC 60825-1:1993
- IEC 60825-1:2007

ELECTROMAGNETIC COMPATIBILITY

- IEC 60601-1-2:2007
- FCC Rules 47 CRF part 15 subpart B
- CAN/CSA 22.2 No 60601-1-2-08

ENVIRONMENTAL COMPLIANCE

- WEEE 2012/19/EC
- RoHS 2 Directive 2011/65/EU

Why Agfa HealthCare?

Agfa HealthCare is a global leader in the fast growing market of integrated IT and imaging systems, offering healthcare facilities a seamless flow of information and a 360° view of patient care. The company has a unique, holistic approach, enabling it to provide in-depth clinical know-how and fully integrated hospital-wide solutions. These specialized solutions integrate IT and imaging systems for Radiology, Cardiology, Mammography, Orthopaedics and Veterinary Care. Agfa HealthCare's enterprise-wide IT platform integrates all administrative and clinical data within a healthcare facility and is designed to match the unique needs of specific healthcare professionals.

www.agfahealthcare.com

Agfa and the Agfa rhombus are trademarks of Agfa-Gevaert N.V., Belgium, or its affiliates. All other trademarks are held by their respective owners and are used in an editorial fashion with no intention of infringement. The data in this publication are for illustration purposes only and do not necessarily represent standards or specifications, which must be met by Agfa HealthCare. All information contained herein is intended for guidance purposes only, and characteristics of the products and services described in this publication can be changed at any time without notice. Products and services may not be available for your local area. Please contact your local sales representative at agfa.com for availability information. Agfa HealthCare diligently strives to provide as accurate information as possible, but shall not be responsible for any typographical error.

© 2014 Agfa HealthCare NV

All rights reserved

Printed in Belgium

Published by Agfa HealthCare NV

B-2640 Mortsel - Belgium

5TM91 GB 00201405